



# **FACTBOOK**

## **2023**



# ENROLLMENT

## FALL 2023

**66.3%**

RETENTION RATE\*

**53%**

GRADUATION RATE\*

|                           |        |
|---------------------------|--------|
| Headcount                 | 1,118  |
| SSCH*                     | 10,286 |
| FTE**                     | 685.73 |
| In-Person and Hybrid SSCH | 5,645  |
| Online SSCH               | 4,641  |
| % In-Person               | 54.9%  |
| % Online                  | 45.1%  |

\*Student Semester Credit Hours

\*\* Full-Time Equivalency

Associate of Applied Science (AAS)

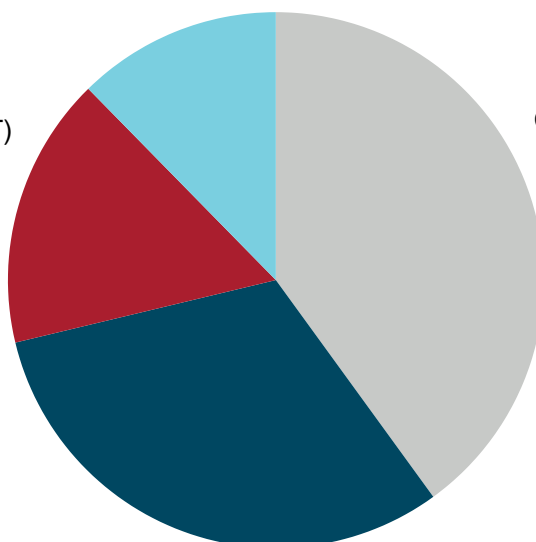
79

Associate Degree (AA, AS, AAT)

105

Certificate of Proficiency (CP)

256



Technical Certificate (TC)

200

## CREDENTIALS AWARDED

### 2022-2023

# INFORMATION RESOURCES



## LIBRARY HOLDINGS

**Approximately 12,416 books, 418 media, 29 serials, and 766,147 digital/electronic resources.**

In addition to providing resources for faculty, staff and students, the library is available to community patrons and includes an open computer lab.

### **Adult Education\***

Contact hours: 10,466.75

Enrolled for at least 12 hours: 165

Measurable skill gain: 60.61%

GED diplomas: 63

### **Community Education\***

Contact hours: 3,677

Students: 257

Classes: 27

### **Workforce Education\***

Contact hours: 30,082

Students: 666

Classes: 98

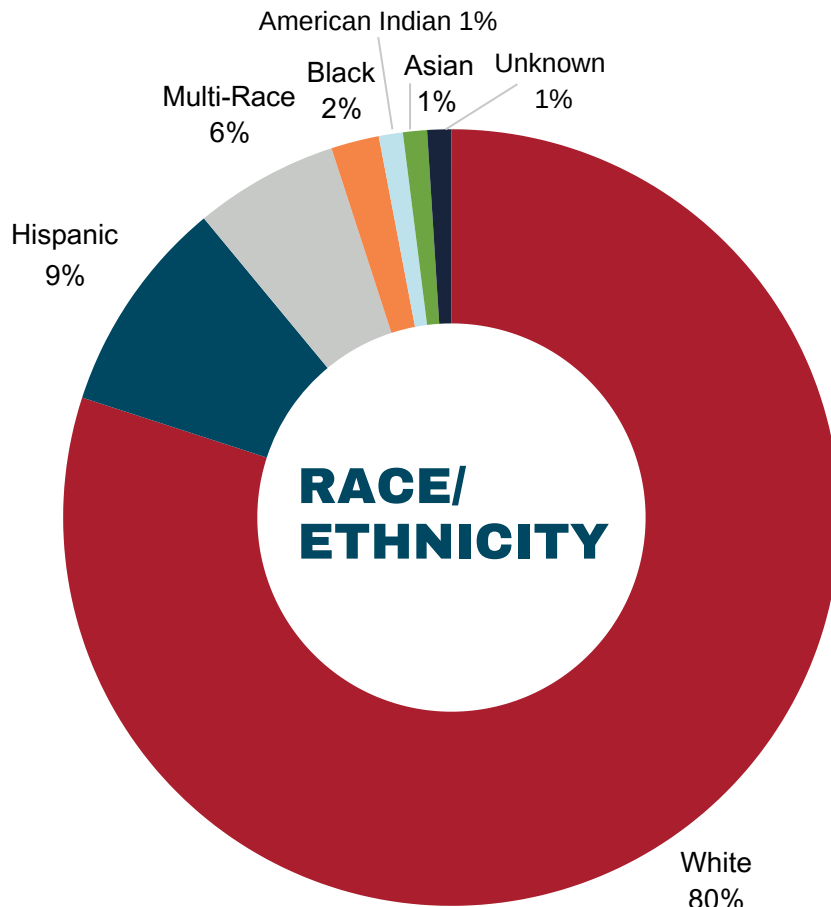
*\*For Fiscal Year 2023*

# STUDENT DEMOGRAPHICS

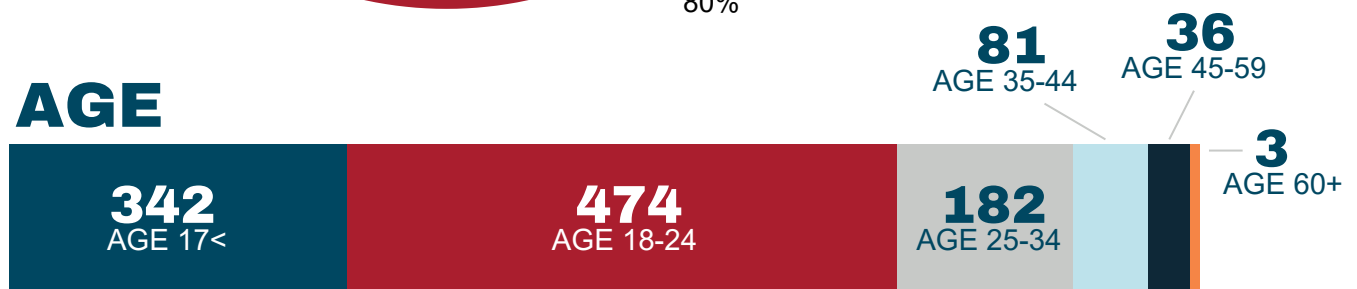


## COUNTY OF RESIDENCE

|                   |     |               |    |                |   |
|-------------------|-----|---------------|----|----------------|---|
| Independence..... | 722 | Cleburne..... | 45 | Jackson.....   | 9 |
| Sharp.....        | 124 | Lawrence..... | 42 | Stone.....     | 9 |
| White.....        | 70  | Izard.....    | 25 | Craighead..... | 9 |
| Other.....        | 53  | Pulaski.....  | 10 |                |   |



## AGE





# UACCB SERVICE AREA

|                         | State of<br>Arkansas | Independence<br>County | Cleburne<br>County | Stone<br>County | Sharp<br>County |
|-------------------------|----------------------|------------------------|--------------------|-----------------|-----------------|
| Population              | 3,067,732            | 38,320                 | 25,445             | 12,671          | 17,968          |
| Younger than 18         | 22.90%               | 24.10%                 | 18.50%             | 19.60%          | 20.70%          |
| Older than 65           | 17.80%               | 18.50%                 | 27.60%             | 27.80%          | 25.60%          |
| White                   | 71.00%               | 86.70%                 | 93.50%             | 94.10%          | 92.60%          |
| Black                   | 15.60%               | 2.60%                  | 0.70%              | 0.50%           | 1.10%           |
| Hispanic                | 8.60%                | 7.60%                  | 3.10%              | 2.10%           | 2.70%           |
| Asian                   | 1.80%                | 0.90%                  | 0.50%              | 0.50%           | 0.50%           |
| Other Race              | 3.00%                | 2.20%                  | 2.20%              | 2.80%           | 3.10%           |
|                         |                      |                        |                    |                 |                 |
| Enrolled in K-12        | 475,207              | 6,152                  | 3,277              | 1,546           | 2,679           |
| High School Graduates   | 88.20%               | 17.10%                 | 17.20%             | 14.40%          | 11.50%          |
| Bachelor's Degree       | 24.70%               | 86.80%                 | 87.90%             | 86.10%          | 84.60%          |
| Median Household Income | \$56,335.00          | \$52,361.00            | \$52,780.00        | \$37,664.00     | \$43,332.00     |





# UACCB BUDGET

**\$10,243,418**

**EDUCATIONAL AND  
GENERAL FUNDS**

FISCAL YEAR 2023

## EXPENDITURES

Instruction 30.62%

Academic Support 6.64%

Student Services 8.67%

Institutional Support 29.81%

Physical Plant 11.01%

Scholarships & Awards 4.88%

Transfers 8.37%

## UACCB EMPLOYEES

Total Employees (approximately) 204

Faculty (FT/PT) 39/71

Student/Faculty Ratio 11:1

# 2023 TUITION



**\$84.00 per credit hour**

Legal Residents of Independence County

**\$99.00 per credit hour**

Out-of-District Residents

**\$125.00 per credit hour**

Out-of-State Residents and Online Classes

*Required Fees: \$63.00 per credit hour plus \$15.00 per semester*

## UACCB FINANCIAL AID 2022-2023



566 students (34.6%) received Pell  
Grants: \$2,581,036.25

1,417 students (86.7%) received another  
form of Federal or State aid\*: \$620,074.05

1,254 students (76.7%) received some  
form of need-based aid: \$4,772,187.08

791 students (48.4%) received a UACCB  
institutional or foundation scholarship:  
\$599,063.80

*\*Excluding Pell, Loans and Federal work-study*



The data included here is drawn from the U.S. Census Bureau, Arkansas Division of Higher Education, Arkansas Division of Career Education, Arkansas Department of Education, the Integrated Postsecondary Education System and UACCB.

# ASPEN PRIZE

FOR COMMUNITY  
COLLEGE EXCELLENCE



## TOP 150

## 2025

**University of Arkansas Community College at Batesville**

2005 White Drive

P.O. Box 3350

Batesville, AR 72503

870-612-2000

Toll Free 800-508-7878